


2020 Summer Reading Craft



Dragon/Dinosaur Headband

- Poster paint
- One egg carton
- Scissors
- Poster board
- Stapler
- Paint brush



1. To join the two egg carton pieces, put some glue at the end of the first egg carton and then attach the second carton by placing over the glued end.
2. Allow to dry before you paint the egg carton.
3. Now paint the cones whatever colors you like.
4. Staple the two strips or poster board together, to make one long strip.
5. Measure the circumference of your child's head with the long strip you have just made, and staple the ends together to make the head band.


Imagine
Your Story!



taken in part from craftymorning.com



Attleboro Public Library
 74 North Main St
 Attleboro, Massachusetts 02703 | (508) 222-0157
attleborolibrary.org




2020 Summer Reading Craft



Dragon/Dinosaur Headband

- Poster paint
- One egg carton
- Scissors
- Poster board
- Stapler
- Paint brush



1. To join the two egg carton pieces, put some glue at the end of the first egg carton and then attach the second carton by placing over the glued end.
2. Allow to dry before you paint the egg carton.
3. Now paint the cones whatever colors you like.
4. Staple the two strips or poster board together, to make one long strip.
5. Measure the circumference of your child's head with the long strip you have just made, and staple the ends together to make the head band.

Imagine
Your Story!



taken in part from craftymorning.com



Attleboro Public Library
 74 North Main St
 Attleboro, Massachusetts 02703 | (508) 222-0157
attleborolibrary.org